













Auditory Word Sorts – Letter A




Instructions: Cut up and laminate the pictures on this page. Students can then be given two or more sets of pictures for different letters and sort them by listening to the words. A second sheet is provided with the picture names in case it is needed for an educator to refer to. Do not let the student use the version with the names or it becomes a visual sort.

Auditory Word Sorts – Letter A

arrow 	actor 	activities 
at 	ant 	axe 
accommodation 	access 	and 
apple 	alligator 	angel 













Version with text providing the name of each picture.

Auditory Word Sorts – Letter B



Instructions: Cut up and laminate the pictures on this page. Students can then be given two or more sets of pictures for different letters and sort them by listening to the words. A second sheet is provided with the picture names in case it is needed for an educator to refer to. Do not let the student use the version with the names or it becomes a visual sort.

Auditory Word Sorts – Letter B

banana 	ball 	bat 
bear 	boat 	bath 
bee 	bend 	bye 
bun 	bird 	bus 


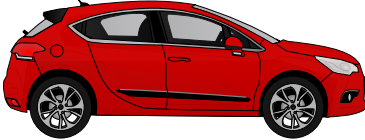










Version with text providing the name of each picture.

Auditory Word Sorts – Letter C



Instructions: Cut up and laminate the pictures on this page. Students can then be given two or more sets of pictures for different letters and sort them by listening to the words. A second sheet is provided with the picture names in case it is needed for an educator to refer to. Do not let the student use the version with the names or it becomes a visual sort.

Auditory Word Sorts – Letter C

<p>cow</p> 	<p>car</p> 	<p>cold</p> 
<p>cup</p> 	<p>cat</p> 	<p>coat</p> 
<p>corn</p> 	<p>card</p> 	<p>can</p> 
<p>cake</p> 	<p>carrot</p> 	<p>camel</p> 


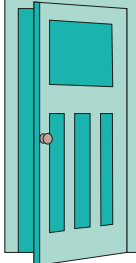










Version with text providing the name of each picture.

Auditory Word Sorts – Letter D



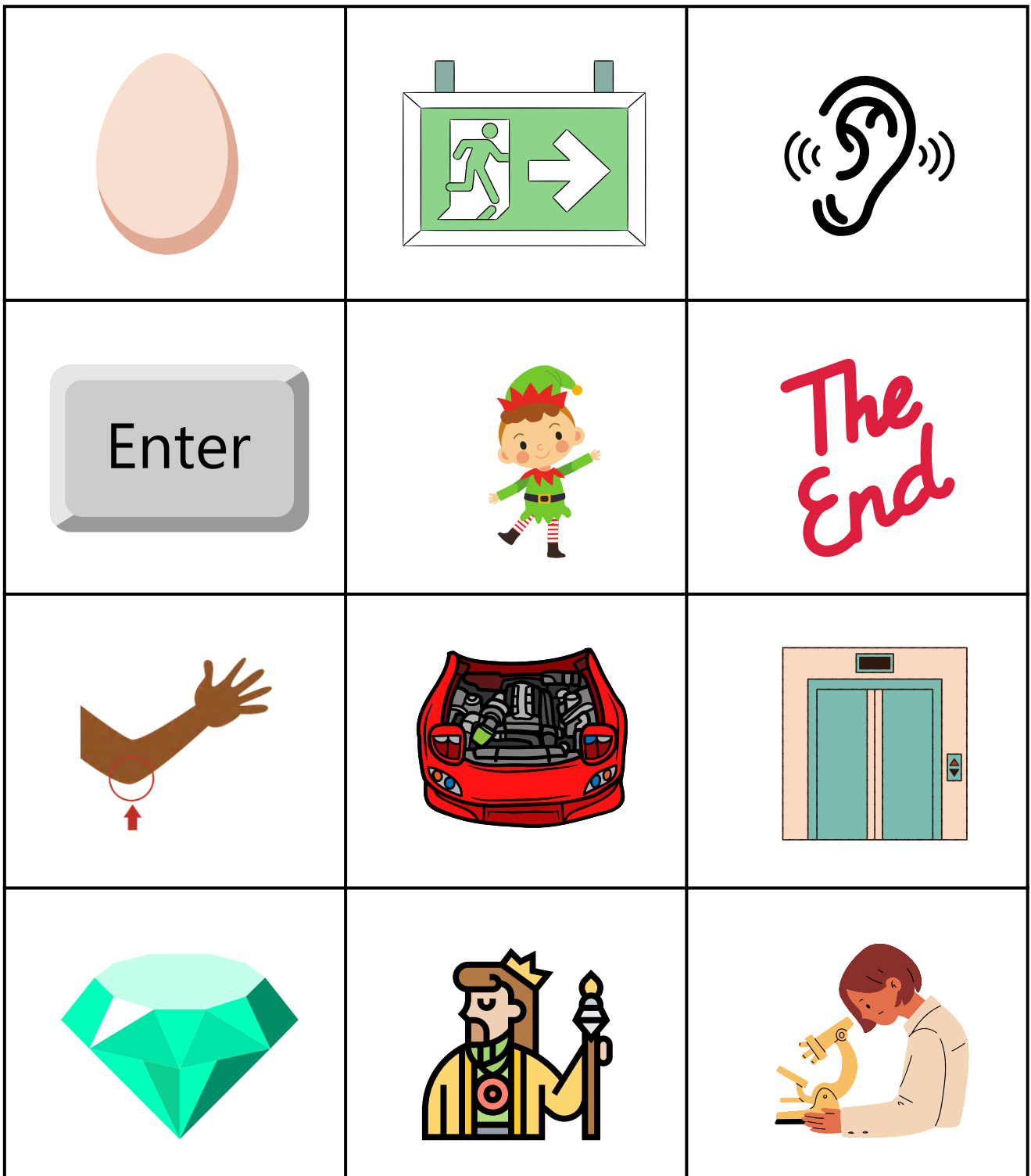
Instructions: Cut up and laminate the pictures on this page. Students can then be given two or more sets of pictures for different letters and sort them by listening to the words. A second sheet is provided with the picture names in case it is needed for an educator to refer to. Do not let the student use the version with the names or it becomes a visual sort.

Auditory Word Sorts – Letter D

<p>dig</p> 	<p>door</p> 	<p>dinosaur</p> 
<p>duck</p> 	<p>donkey</p> 	<p>Dad</p> 
<p>deer</p> 	<p>dance</p> 	<p>dark</p> 
<p>dirt</p> 	<p>dolphin</p> 	<p>day</p> 


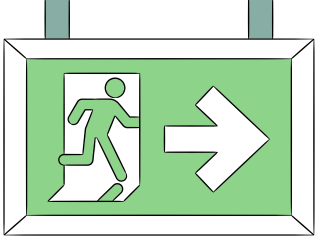

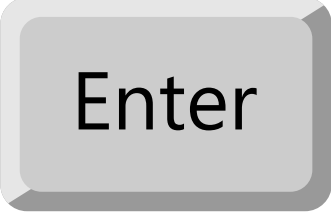

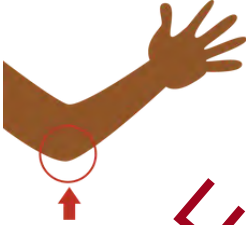





Version with text providing the name of each picture.

Auditory Word Sorts – Letter E




Instructions: Cut up and laminate the pictures on this page. Students can then be given two or more sets of pictures for different letters and sort them by listening to the words. A second sheet is provided with the picture names in case it is needed for an educator to refer to. Do not let the student use the version with the names or it becomes a visual sort.

Auditory Word Sorts – Letter E

<p>egg</p> 	<p>exit</p> 	<p>echo</p> 
<p>enter</p> 	<p>elf</p> 	<p>end</p> <p>The End</p>
<p>elbow</p> 	<p>engine</p> 	<p>elevator</p> 
<p>emerald</p> 	<p>emperor</p> 	<p>experiment</p> 


Version with text providing the name of each picture.

Auditory Word Sorts – Letter F



Instructions: Cut up and laminate the pictures on this page. Students can then be given two or more sets of pictures for different letters and sort them by listening to the words. A second sheet is provided with the picture names in case it is needed for an educator to refer to. Do not let the student use the version with the names or it becomes a visual sort.

Auditory Word Sorts – Letter F

<p>fish</p> 	<p>five</p> 	<p>fan</p> 
<p>fast</p> 	<p>food</p> 	<p>four</p> 
<p>feet</p> 	<p>fun</p> 	<p>fin</p> 
<p>fork</p> 	<p>fox</p> 	<p>face</p> 

Version with text providing the name of each picture.

Auditory Word Sorts – Letter G




Instructions: Cut up and laminate the pictures on this page. Students can then be given two or more sets of pictures for different letters and sort them by listening to the words. A second sheet is provided with the picture names in case it is needed for an educator to refer to. Do not let the student use the version with the names or it becomes a visual sort.

Auditory Word Sorts - Letter G

<p>gate</p> 	<p>gap</p> 	<p>goose</p> 
<p>gorilla</p> 	<p>guitar</p> 	<p>gift</p> 
<p>go</p> 	<p>gum</p> 	<p>gas</p> 
<p>game</p> 	<p>goal</p> 	<p>good</p> 













Version with text providing the name of each picture.

Auditory Word Sorts – Letter H



Instructions: Cut up and laminate the pictures on this page. Students can then be given two or more sets of pictures for different letters and sort them by listening to the words. A second sheet is provided with the picture names in case it is needed for an educator to refer to. Do not let the student use the version with the names or it becomes a visual sort.

Auditory Word Sorts – Letter H

<p>hat</p> 	<p>house</p> 	<p>hot</p> 
<p>hug</p> 	<p>head</p> 	<p>hop</p> 
<p>heel</p> 	<p>hen</p> 	<p>hide</p> 
<p>happy</p> 	<p>horse</p> 	<p>hand</p> 








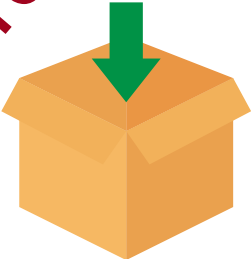




Version with text providing the name of each picture.

Auditory Word Sorts – Letter I



Instructions: Cut up and laminate the pictures on this page. Students can then be given two or more sets of pictures for different letters and sort them by listening to the words. A second sheet is provided with the picture names in case it is needed for an educator to refer to. Do not let the student use the version with the names or it becomes a visual sort.

Auditory Word Sorts – Letter I

<p>ill</p> 	<p>insect</p> 	<p>in</p> 
<p>igloo</p> 	<p>iguana</p> 	<p>India</p> 
<p>Italy</p> 	<p>inside</p> 	<p>itch</p> 
<p>ink</p> 	<p>it</p> 	<p>into</p> 


Version with text providing the name of each picture.

Auditory Word Sorts – Letter J



Instructions: Cut up and laminate the pictures on this page. Students can then be given two or more sets of pictures for different letters and sort them by listening to the words. A second sheet is provided with the picture names in case it is needed for an educator to refer to. Do not let the student use the version with the names or it becomes a visual sort.

Auditory Word Sorts – Letter J

<p>jump</p> 	<p>juggle</p> 	<p>jet</p> 
<p>jacket</p> 	<p>jam</p> 	<p>jar</p> 
<p>juice</p> 	<p>job</p> 	<p>jeep</p> 
<p>joke</p> 	<p>jungle</p> 	<p>jumper</p> 

Version with text providing the name of each picture.

Auditory Word Sorts – Letter K




Instructions: Cut up and laminate the pictures on this page. Students can then be given two or more sets of pictures for different letters and sort them by listening to the words. A second sheet is provided with the picture names in case it is needed for an educator to refer to. Do not let the student use the version with the names or it becomes a visual sort.

Auditory Word Sorts – Letter K

<p>king</p> 	<p>kitten</p> 	<p>kite</p> 
<p>key</p> 	<p>kayak</p> 	<p>kangaroo</p> 
<p>koala</p> 	<p>kick</p> 	<p>kiss</p> 
<p>keyboard</p> 	<p>kettle</p> 	<p>kiwi</p> 











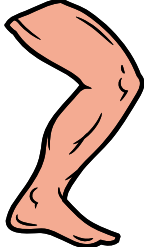

Version with text providing the name of each picture.

Auditory Word Sorts – Letter L




Instructions: Cut up and laminate the pictures on this page. Students can then be given two or more sets of pictures for different letters and sort them by listening to the words. A second sheet is provided with the picture names in case it is needed for an educator to refer to. Do not let the student use the version with the names or it becomes a visual sort.

Auditory Word Sorts - Letter L

<p>lamp</p> 	<p>log</p> 	<p>lion</p> 
<p>lollipop</p> 	<p>lock</p> 	<p>love</p> 
<p>lips</p> 	<p>ladder</p> 	<p>like</p> 
<p>list</p> 	<p>leg</p> 	<p>ladybug</p> 








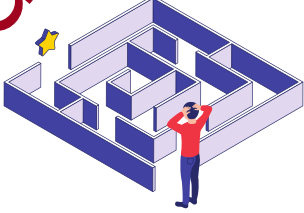




Version with text providing the name of each picture.

Auditory Word Sorts – Letter M



Instructions: Cut up and laminate the pictures on this page. Students can then be given two or more sets of pictures for different letters and sort them by listening to the words. A second sheet is provided with the picture names in case it is needed for an educator to refer to. Do not let the student use the version with the names or it becomes a visual sort.

Auditory Word Sorts – Letter M

<p>monkey</p> 	<p>moon</p> 	<p>mouse</p> 
<p>mushroom</p> 	<p>money</p> 	<p>milk</p> 
<p>mountain</p> 	<p>maze</p> 	<p>mud</p> 
<p>man</p> 	<p>muffin</p> 	<p>magic</p> 

Version with text providing the name of each picture.

Auditory Word Sorts – Letter N



Instructions: Cut up and laminate the pictures on this page. Students can then be given two or more sets of pictures for different letters and sort them by listening to the words. A second sheet is provided with the picture names in case it is needed for an educator to refer to. Do not let the student use the version with the names or it becomes a visual sort.

Auditory Word Sorts – Letter N

nose 	nap 	nail 
ninja 	nurse 	noodles 
nine 	new 	notebook 
nut 	net 	nachos 

Version with text providing the name of each picture.

Auditory Word Sorts – Letter O




Instructions: Cut up and laminate the pictures on this page. Students can then be given two or more sets of pictures for different letters and sort them by listening to the words. A second sheet is provided with the picture names in case it is needed for an educator to refer to. Do not let the student use the version with the names or it becomes a visual sort.

Auditory Word Sorts – Letter O

<p>orange</p> 	<p>ostrich</p> 	<p>olive</p> 
<p>office</p> 	<p>ox</p> 	<p>offer</p> 
<p>on</p> 	<p>off</p> 	<p>oxygen</p> 
<p>old</p> 	<p>onyx</p> 	<p>occupied</p> 













Version with text providing the name of each picture.

Auditory Word Sorts – Letter P




Instructions: Cut up and laminate the pictures on this page. Students can then be given two or more sets of pictures for different letters and sort them by listening to the words. A second sheet is provided with the picture names in case it is needed for an educator to refer to. Do not let the student use the version with the names or it becomes a visual sort.

Auditory Word Sorts – Letter P

pie 	pen 	pet 
pin 	peas 	pig 
puppy 	pan 	party 
pizza 	peach 	paint 







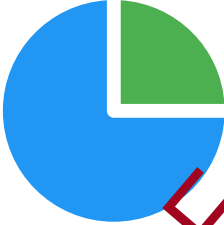





Version with text providing the name of each picture.

Auditory Word Sorts – Letter Q



Instructions: Cut up and laminate the pictures on this page. Students can then be given two or more sets of pictures for different letters and sort them by listening to the words. A second sheet is provided with the picture names in case it is needed for an educator to refer to. Do not let the student use the version with the names or it becomes a visual sort.

Auditory Word Sorts – Letter Q

<p>question</p> 	<p>quiet</p> 	<p>quick</p> 
<p>queen</p> 	<p>quack</p> 	<p>quilt</p> 
<p>quarter</p> 	<p>quill</p> 	<p>quartet</p> 
<p>quiz</p> 	<p>quail</p> 	<p>quote</p> 




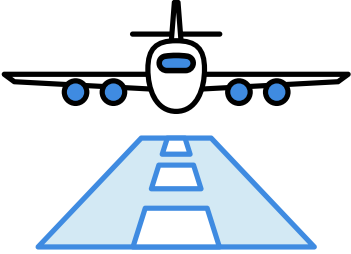






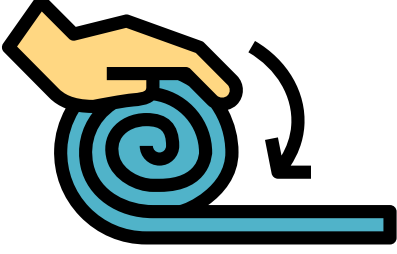

Version with text providing the name of each picture.

Auditory Word Sorts – Letter R




Instructions: Cut up and laminate the pictures on this page. Students can then be given two or more sets of pictures for different letters and sort them by listening to the words. A second sheet is provided with the picture names in case it is needed for an educator to refer to. Do not let the student use the version with the names or it becomes a visual sort.

Auditory Word Sorts – Letter R

<p>run</p> 	<p>rat</p> 	<p>race</p> 
<p>runway</p> 	<p>rain</p> 	<p>recipe</p> 
<p>rub</p> 	<p>ramp</p> 	<p>rope</p> 
<p>rose</p> 	<p>roll</p> 	<p>ride</p> 


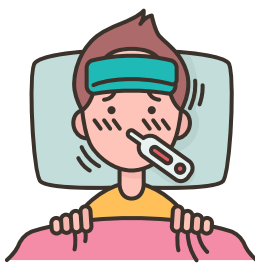








Version with text providing the name of each picture.

Auditory Word Sorts – Letter S



Instructions: Cut up and laminate the pictures on this page. Students can then be given two or more sets of pictures for different letters and sort them by listening to the words. A second sheet is provided with the picture names in case it is needed for an educator to refer to. Do not let the student use the version with the names or it becomes a visual sort.

Auditory Word Sorts – Letter S

<p>sail</p> 	<p>sick</p> 	<p>sit</p> 
<p>soap</p> 	<p>sand</p> 	<p>sad</p> 
<p>see</p> 	<p>saw</p> 	<p>sea</p> 
<p>salt</p> 	<p>sing</p> 	<p>soup</p> 

Version with text providing the name of each picture.

Auditory Word Sorts – Letter T



Instructions: Cut up and laminate the pictures on this page. Students can then be given two or more sets of pictures for different letters and sort them by listening to the words. A second sheet is provided with the picture names in case it is needed for an educator to refer to. Do not let the student use the version with the names or it becomes a visual sort.

Auditory Word Sorts - Letter T

two 	time 	teacher 
tent 	tag 	tape 
top 	ten 	tank 
tooth 	tomato 	tail 













Version with text providing the name of each picture.

Auditory Word Sorts – Letter U

		
<p>under</p> 		
		
		


Instructions: Cut up and laminate the pictures on this page. Students can then be given two or more sets of pictures for different letters and sort them by listening to the words. A second sheet is provided with the picture names in case it is needed for an educator to refer to. Do not let the student use the version with the names or it becomes a visual sort.

Auditory Word Sorts – Letter U

<p>umbrella</p> 	<p>under</p> 	<p>umpire</p> 
<p>underline</p> 	<p>uncle</p> 	<p>up</p> 
<p>undo</p> 	<p>upset</p> 	<p>us</p> 
<p>ugly</p> 	<p>underwater</p> 	<p>underwear</p> 


Version with text providing the name of each picture.

Auditory Word Sorts – Letter V




Instructions: Cut up and laminate the pictures on this page. Students can then be given two or more sets of pictures for different letters and sort them by listening to the words. A second sheet is provided with the picture names in case it is needed for an educator to refer to. Do not let the student use the version with the names or it becomes a visual sort.

Auditory Word Sorts – Letter V

<p>vase</p> 	<p>van</p> 	<p>vet</p> 
<p>violin</p> 	<p>vanilla</p> 	<p>vote</p> 
<p>viper</p> 	<p>vest</p> 	<p>video</p> 
<p>vegetable</p> 	<p>volcano</p> 	<p>vacuum</p> 













Version with text providing the name of each picture.

Auditory Word Sorts – Letter W



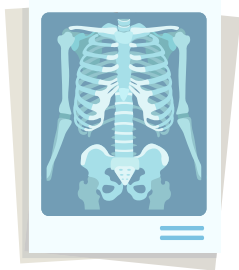

Instructions: Cut up and laminate the pictures on this page. Students can then be given two or more sets of pictures for different letters and sort them by listening to the words. A second sheet is provided with the picture names in case it is needed for an educator to refer to. Do not let the student use the version with the names or it becomes a visual sort.

Auditory Word Sorts – Letter W

<p>window</p> 	<p>watermelon</p> 	<p>wand</p> 
<p>water</p> 	<p>witch</p> 	<p>wet</p> 
<p>wedding</p> 	<p>wind</p> 	<p>web</p> 
<p>world</p> 	<p>watch</p> 	<p>windmill</p> 

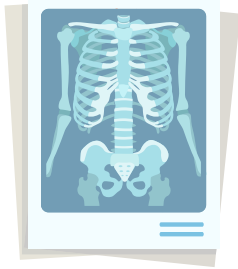

Version with text providing the name of each picture.

Auditory Word Sorts – Letter X

Instructions: Cut up and laminate the pictures on this page. Students can then be given two or more sets of pictures for different letters and sort them by listening to the words. A second sheet is provided with the picture names in case it is needed for an educator to refer to. Do not let the student use the version with the names or it becomes a visual sort.

Auditory Word Sorts – Letter X

	x-ray	X-factor
		

For educator use only


Version with text providing the name of each picture.

Auditory Word Sorts – Letter Y



Instructions: Cut up and laminate the pictures on this page. Students can then be given two or more sets of pictures for different letters and sort them by listening to the words. A second sheet is provided with the picture names in case it is needed for an educator to refer to. Do not let the student use the version with the names or it becomes a visual sort.

Auditory Word Sorts – Letter Y

yo-yo 	yell 	yes 
yoghurt 	yacht 	yak 
yummy 	yuck 	yellow 
yeti 	yolk 	young 









Version with text providing the name of each picture.

Auditory Word Sorts – Letter Z



Instructions: Cut up and laminate the pictures on this page. Students can then be given two or more sets of pictures for different letters and sort them by listening to the words. A second sheet is provided with the picture names in case it is needed for an educator to refer to. Do not let the student use the version with the names or it becomes a visual sort.

Auditory Word Sorts – Letter Z

<p>zip</p> 	<p>zebra</p> 	<p>zone</p> 
<p>zoom</p> 	<p>zap</p> 	<p>zombie</p> 
<p>zigzag</p> 	<p>zoo</p> 	<p>zucchini</p> 
<p>zookeeper</p> 	<p>zest</p> 	<p>ziplock</p> 

Version with text providing the name of each picture.