

























Visual Word Sorts – Letter A

arrow 	actor 	activities 
at 	ant 	axe 
accommodation 	access 	and 
apple 	alligator 	angel 













Instructions: Cut up and laminate the pictures on this page. Students can then be given two or more sets of pictures for different letters of the alphabet and sort them. Student's shouldn't do visual word sorts for too long – move onto auditory quickly.

Visual Word Sorts - Letter B

banana 	ball 	bat 
bear 	boat 	bath 
bee 	bend 	bye 
bun 	bird 	bus 


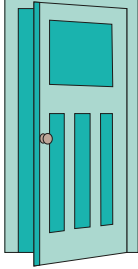










Instructions: Cut up and laminate the pictures on this page. Students can then be given two or more sets of pictures for different letters of the alphabet and sort them. Student's shouldn't do visual word sorts for too long - move onto auditory quickly.

Visual Word Sorts – Letter C

<p>cow</p> 	<p>car</p> 	<p>cold</p> 
<p>cup</p> 	<p>cat</p> 	<p>coat</p> 
<p>corn</p> 	<p>card</p> 	<p>can</p> 
<p>cake</p> 	<p>carrot</p> 	<p>camel</p> 


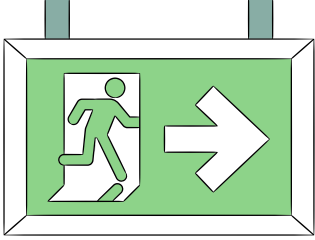

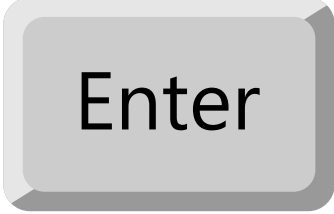


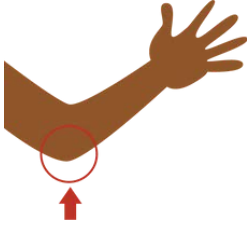




Instructions: Cut up and laminate the pictures on this page. Students can then be given two or more sets of pictures for different letters of the alphabet and sort them. Student's shouldn't do visual word sorts for too long – move onto auditory quickly.

Visual Word Sorts – Letter D

<p>dig</p> 	<p>door</p> 	<p>dinosaur</p> 
<p>duck</p> 	<p>donkey</p> 	<p>Dad</p> 
<p>deer</p> 	<p>dance</p> 	<p>dark</p> 
<p>dirt</p> 	<p>dolphin</p> 	<p>day</p> 


Instructions: Cut up and laminate the pictures on this page. Students can then be given two or more sets of pictures for different letters of the alphabet and sort them. Student's shouldn't do visual word sorts for too long – move onto auditory quickly.

Visual Word Sorts - Letter E

<p>egg</p> 	<p>exit</p> 	<p>echo</p> 
<p>enter</p> 	<p>elf</p> 	<p>end</p> 
<p>elbow</p> 	<p>engine</p> 	<p>elevator</p> 
<p>emerald</p> 	<p>emperor</p> 	<p>experiment</p> 













Instructions: Cut up and laminate the pictures on this page. Students can then be given two or more sets of pictures for different letters of the alphabet and sort them. Student's shouldn't do visual word sorts for too long - move onto auditory quickly.

Visual Word Sorts – Letter F

fish 	five 	fan 
fast 	food 	four 
feet 	fun 	fin 
fork 	fox 	face 







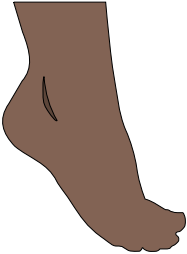





Instructions: Cut up and laminate the pictures on this page. Students can then be given two or more sets of pictures for different letters of the alphabet and sort them. Student's shouldn't do visual word sorts for too long – move onto auditory quickly.

Visual Word Sorts – Letter G

<p>gate</p> 	<p>gap</p> 	<p>goose</p> 
<p>gorilla</p> 	<p>guitar</p> 	<p>gift</p> 
<p>go</p> 	<p>gum</p> 	<p>gas</p> 
<p>game</p> 	<p>goal</p> 	<p>good</p> 








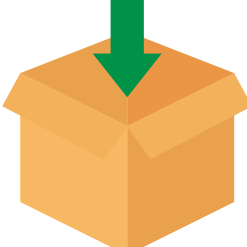




Instructions: Cut up and laminate the pictures on this page. Students can then be given two or more sets of pictures for different letters of the alphabet and sort them. Student's shouldn't do visual word sorts for too long - move onto auditory quickly.

Visual Word Sorts – Letter H

hat 	house 	hot 
hug 	head 	hop 
heel 	hen 	hide 
happy 	horse 	hand 

Instructions: Cut up and laminate the pictures on this page. Students can then be given two or more sets of pictures for different letters of the alphabet and sort them. Student's shouldn't do visual word sorts for too long – move onto auditory quickly.

Visual Word Sorts - Letter I

<p>ill</p> 	<p>insect</p> 	<p>in</p> 
<p>igloo</p> 	<p>iguana</p> 	<p>India</p> 
<p>Italy</p> 	<p>inside</p> 	<p>itch</p> 
<p>ink</p> 	<p>it</p> 	<p>into</p> 


Instructions: Cut up and laminate the pictures on this page. Students can then be given two or more sets of pictures for different letters of the alphabet and sort them. Student's shouldn't do visual word sorts for too long - move onto auditory quickly.

Visual Word Sorts – Letter J

<p>jump</p> 	<p>juggle</p> 	<p>jet</p> 
<p>jacket</p> 	<p>jam</p> 	<p>jar</p> 
<p>juice</p> 	<p>job</p> 	<p>jeep</p> 
<p>joke</p> 	<p>jungle</p> 	<p>jumper</p> 











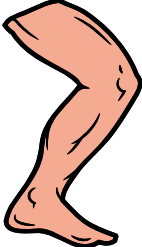

Instructions: Cut up and laminate the pictures on this page. Students can then be given two or more sets of pictures for different letters of the alphabet and sort them. Student's shouldn't do visual word sorts for too long – move onto auditory quickly.

Visual Word Sorts – Letter K

<p>king</p> 	<p>kitten</p> 	<p>kite</p> 
<p>key</p> 	<p>kayak</p> 	<p>kangaroo</p> 
<p>koala</p> 	<p>kick</p> 	<p>kiss</p> 
<p>keyboard</p> 	<p>kettle</p> 	<p>kiwi</p> 



Instructions: Cut up and laminate the pictures on this page. Students can then be given two or more sets of pictures for different letters of the alphabet and sort them. Student's shouldn't do visual word sorts for too long – move onto auditory quickly.

Visual Word Sorts – Letter L

<p>lamp</p> 	<p>log</p> 	<p>lion</p> 
<p>lollipop</p> 	<p>lock</p> 	<p>love</p> 
<p>lips</p> 	<p>ladder</p> 	<p>like</p> 
<p>list</p> 	<p>leg</p> 	<p>ladybug</p> 













Instructions: Cut up and laminate the pictures on this page. Students can then be given two or more sets of pictures for different letters of the alphabet and sort them. Student's shouldn't do visual word sorts for too long – move onto auditory quickly.

Visual Word Sorts – Letter M

monkey 	moon 	mouse 
mushroom 	money 	milk 
mountain 	maze 	mud 
man 	muffin 	magic 

Instructions: Cut up and laminate the pictures on this page. Students can then be given two or more sets of pictures for different letters of the alphabet and sort them. Student's shouldn't do visual word sorts for too long – move onto auditory quickly.

Visual Word Sorts – Letter N

nose 	nap 	nail 
ninja 	nurse 	noodles 
nine 	new 	notebook 
nut 	net 	nachos 













Instructions: Cut up and laminate the pictures on this page. Students can then be given two or more sets of pictures for different letters of the alphabet and sort them. Student's shouldn't do visual word sorts for too long – move onto auditory quickly.

Visual Word Sorts – Letter O

<p>orange</p> 	<p>ostrich</p> 	<p>olive</p> 
<p>office</p> 	<p>ox</p> 	<p>offer</p> 
<p>on</p> 	<p>off</p> 	<p>oxygen</p> 
<p>old</p> 	<p>onyx</p> 	<p>occupied</p> 







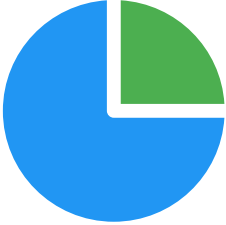





Instructions: Cut up and laminate the pictures on this page. Students can then be given two or more sets of pictures for different letters of the alphabet and sort them. Student's shouldn't do visual word sorts for too long – move onto auditory quickly.

Visual Word Sorts – Letter P

pie 	pen 	pet 
pin 	peas 	pig 
puppy 	pan 	party 
pizza 	peach 	paint 




Instructions: Cut up and laminate the pictures on this page. Students can then be given two or more sets of pictures for different letters of the alphabet and sort them. Student's shouldn't do visual word sorts for too long – move onto auditory quickly.

Visual Word Sorts – Letter Q

<p>question</p> 	<p>quiet</p> 	<p>quick</p> 
<p>queen</p> 	<p>quack</p> 	<p>quilt</p> 
<p>quarter</p> 	<p>quill</p> 	<p>quartet</p> 
<p>quiz</p> 	<p>quail</p> 	<p>quote</p> 









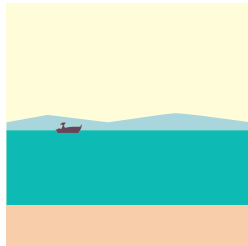



Instructions: Cut up and laminate the pictures on this page. Students can then be given two or more sets of pictures for different letters of the alphabet and sort them. Student's shouldn't do visual word sorts for too long – move onto auditory quickly.

Visual Word Sorts - Letter R

<p>run</p> 	<p>rat</p> 	<p>race</p> 
<p>runway</p> 	<p>rain</p> 	<p>recipe</p> 
<p>rub</p> 	<p>ramp</p> 	<p>rope</p> 
<p>rose</p> 	<p>roll</p> 	<p>ride</p> 





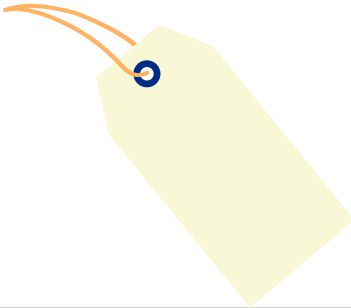







Instructions: Cut up and laminate the pictures on this page. Students can then be given two or more sets of pictures for different letters of the alphabet and sort them. Student's shouldn't do visual word sorts for too long - move onto auditory quickly.

Visual Word Sorts - Letter S

sail 	sick 	sit 
soap 	sand 	sad 
see 	saw 	sea 
salt 	sing 	soup 


Instructions: Cut up and laminate the pictures on this page. Students can then be given two or more sets of pictures for different letters of the alphabet and sort them. Student's shouldn't do visual word sorts for too long - move onto auditory quickly.

Visual Word Sorts – Letter T

two 	time 	teacher 
tent 	tag 	tape 
top 	ten 	tank 
tooth 	tomato 	tail 








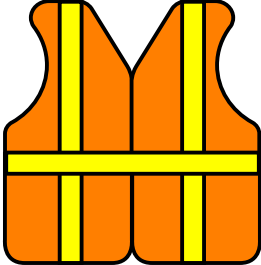




Instructions: Cut up and laminate the pictures on this page. Students can then be given two or more sets of pictures for different letters of the alphabet and sort them. Student's shouldn't do visual word sorts for too long – move onto auditory quickly.

Visual Word Sorts – Letter U

<p>umbrella</p> 	<p>under</p> 	<p>umpire</p> 
<p>underline</p> 	<p>uncle</p> 	<p>up</p> 
<p>undo</p> 	<p>upset</p> 	<p>us</p> 
<p>ugly</p> 	<p>underwater</p> 	<p>underwear</p> 













Instructions: Cut up and laminate the pictures on this page. Students can then be given two or more sets of pictures for different letters of the alphabet and sort them. Student's shouldn't do visual word sorts for too long – move onto auditory quickly.

Visual Word Sorts – Letter V

<p>vase</p> 	<p>van</p> 	<p>vet</p> 
<p>violin</p> 	<p>vanilla</p> 	<p>vote</p> 
<p>viper</p> 	<p>vest</p> 	<p>video</p> 
<p>vegetable</p> 	<p>volcano</p> 	<p>vacuum</p> 

Instructions: Cut up and laminate the pictures on this page. Students can then be given two or more sets of pictures for different letters of the alphabet and sort them. Student's shouldn't do visual word sorts for too long - move onto auditory quickly.

Visual Word Sorts – Letter W

<p>window</p> 	<p>watermelon</p> 	<p>wish</p> 
<p>water</p> 	<p>witch</p> 	<p>wet</p> 
<p>wedding</p> 	<p>wind</p> 	<p>web</p> 
<p>world</p> 	<p>watch</p> 	<p>windmill</p> 

Instructions: Cut up and laminate the pictures on this page. Students can then be given two or more sets of pictures for different letters of the alphabet and sort them. Student's shouldn't do visual word sorts for too long – move onto auditory quickly.

Visual Word Sorts – Letter X

<p>xylophone</p> 	<p>x-ray</p> 	<p>X-factor</p> 
<p>Xmas</p> 	<p>Xmas tree</p> 	









Instructions: Cut up and laminate the pictures on this page. Students can then be given two or more sets of pictures for different letters of the alphabet and sort them. Student's shouldn't do visual word sorts for too long – move onto auditory quickly.

Visual Word Sorts - Letter Y

yo-yo 	yell 	yes 
yoghurt 	yacht 	yak 
yummy 	yuck 	yellow 
yeti 	yolk 	young 

Instructions: Cut up and laminate the pictures on this page. Students can then be given two or more sets of pictures for different letters of the alphabet and sort them. Student's shouldn't do visual word sorts for too long - move onto auditory quickly.

Visual Word Sorts – Letter Z

<p>zip</p> 	<p>zebra</p> 	<p>zone</p> 
<p>zoom</p> 	<p>zap</p> 	<p>zombie</p> 
<p>zigzag</p> 	<p>zoo</p> 	<p>zucchini</p> 
<p>zookeeper</p> 	<p>zest</p> 	<p>ziplock</p> 

Instructions: Cut up and laminate the pictures on this page. Students can then be given two or more sets of pictures for different letters of the alphabet and sort them. Student's shouldn't do visual word sorts for too long – move onto auditory quickly.